

180/250D-9V/300D-9VC

STAGE V DIESEL FORKLIFT TRUCKS



Load Capacity
18000kg – 30000kg

Load Centre Distance
800mm – 1200mm

Engine Power
209kW – 242kW

Lift Height
4000mm – 7000mm

UPGRADE YOUR OFFICE

The New Heavy-line Range of Hyundai Forklifts

If you're spending all your working day in an uncomfortable, cramped cab with badly organised controls, then it's time to upgrade your office. The new Hyundai 180, 250D-9V, 300D-9VC Heavy Line Forklifts are quieter and more comfortable, with easy-to-use fingertip controls for complete stress-free working. And with a new design that enables greater visibility and includes many added safety features, productive, peace of mind operating is assured.

UPGRADE YOUR PRODUCTIVITY

By listening to customer comments, we've been able to design our next generation cab. This extra insight has enabled us to improve operator comfort, control and convenience to allow more productive working in any environment. Easy-to-see, multi-functional displays also keep operators informed about machine performance and outside obstacles.

Designed for efficient operation

Quieter

We've reduced noise dramatically inside the cab by optimising engine capacity, reducing cooling fan RPM and redesigning the cabin structure.

Easy-to-use steering wheel A

The problem of heavy handling has been significantly improved with a new steering wheel design. It can be adjusted up and down by 85mm and forwards and backwards by 36 degrees. In addition, operator control has been enhanced by reducing its diameter by 35mm.

Digital displays

A multi-functional digital display cluster delivers essential information in colour. It is equipped with various features such as function settings and malfunction diagnosis of major parts.

Air suspension & swivel seat ▼

Optimal riding comfort has been achieved with an optional air suspension and swivel seat. This also improves reverse driving and aids getting on and off, as the seat can be rotated 20 degrees to the right and 10 degrees to the left.



The inching and brake pedals make for easier operation.

A double 12V Powerport and 4 storage areas are designed for specific uses, including mobile phone and drink holders



Stay comfortable

Working for long hours in the cab is no problem, with air conditioning through multiple air vents that control the air volume in four directions.

Increased visibility

Operator visibility has been improved using distortionless single curvature front glass that doesn't distort the view and sun visors.

Fingertip control ▶

Fine controllability has been improved by our new fingertip system which changes MCV control to dither control. The system provides fast response, within 0.1 seconds and gives the same controllability regardless of ambient temperature. All switches have been placed in one row, in order of use frequency. The AC control Dial is now integrated in the headliner.




UPGRADE YOUR EFFICIENCY

With a new reliable Stage V engine and upgraded transmission along with many new features and technologies, the new Hyundai Heavy Line Forklifts are more fuel efficient compared to our previous models. And when you add improved serviceability thanks to the electronically tilting cabin, plus Hyundai's remote management system and world-class support, you're looking at a low cost of ownership that's a great business investment.

EU Stage V Certified Engine

Reliable Cummins B series engines are widely used throughout the world and they satisfy the latest European emission regulations. The EGR (Exhaust Gas Reduction) system was removed to improve energy efficiency and reliability. A new DPF has been added, in addition to the existing DOC and SCR.



The Cummins B6.7 (180D-9V) and L9 (250D-9LV, 300D-9VC) Stage V engine satisfies the strictest environmental emission regulation in the world.

The technology to improve efficiency

Upgraded ZF transmission

Responsiveness and shift timing are optimised, and SIL 2 European safety function regulation is satisfied. In addition, the shifting system boasts increased reliability as a non-contact shifting lever not affected by moisture is applied.

Load sensing hydraulics

Fuel efficiency is dramatically improved by using an optimised engine, removing the EGR system and applying a Load Sensing Variable Displacement Pump and a Load Sensing MCV.

Engine output selection button

On the engine output button, STD mode is set to 80% output of PWR mode and can be selected for reducing fuel consumption. PWR mode is available for full load transit or uphill driving.



Engine output button



Improved
**FUEL
EFFICIENCY**
(Compared to previous model)



Greater visibility improves productivity

Usually a 3-stage mast compromises forward visibility due to the primary cylinder being in the centre. Our 3-stage TS mast provides a wider view by placing the primary cylinder on the left and right sides.

Tilt lock function ▶

This new addition locks the back tilt to prevent the natural sagging of the mast.



UPGRADE YOUR SAFETY

The Hyundai approach to safety goes far beyond just meeting regulatory standards. We prioritise safety in every aspect of our machines and work with our customers to keep improving protection for operators, co-workers, buildings, materials and of course the machines themselves.

Visibly safer

3-stage TS mast

The 3-stage TS mast provides a wider working view by placing the primary cylinder on the left and right sides.

Minimising blind spots

We've minimised blind spots in the field of view by increasing the glass area and there is now no filler in the middle of the door. This also prevents damaging the glass when moving objects in the cabin.

Rear view camera

The addition of an optional rear view camera provides extra peace of mind for operators, especially when working in confined spaces.

Heated side mirror

A large side mirror is installed on the front wheel fender to secure a wider rear view. Optionally the mirror can be heated, preventing freezing.



Extra safety features

Password protection

A password can be set to prevent unauthorised driving and theft. The engine cannot be started without the password.

Auto-parking brake

When the engine stops or OPSS starts, the parking brake is automatically activated to prevent human error. If the driver needs to use the parking brake while the engine is running, they can apply or release it using a dedicated button.

OPSS system

The OPSS restricts driving, lifting, and tilting when the operator leaves the driver's seat in order to prevent accidents.

Speed limit

A maximum driving speed can be set to prevent accidents caused by exceeding the speed limit. Even with the maximum driving speed set hill-climbing and mast working performance is maintained.

Road slope (STD) and steering angle display **OPTION**

The road slope is sensed and displayed in real time. When the set value is exceeded, the symbol turns red and a warning buzzer sounds. The steering tyre position is also displayed in real time.



Additional options for safety include Auto Tilting which automatically maintains the level of the fork with the ground.

UPGRADE YOUR MAINTENANCE

Our new Heavy Line Diesel Forklifts are designed with quick, low-effort servicing in mind, while every component and material has been optimised to ensure a long, trouble-free life. Hyundai's innovative Hi MATE telematics system enables full monitoring of machine activity and performance for greater productivity and profitability.

Less maintenance. More uptime

Improved routine maintenance

Easy access for maintenance means regular checks get done faster, giving you more uptime and reducing operating costs. Ground level access to filters, lube fittings and master switches make servicing more convenient.

Longer service intervals

The fuel filter service interval on the new engine has been increased by 100% – from 500 hours to 1,000 hours, greatly to reducing maintenance costs.

Easy access tilting cab

The cab can be tilted up to 52 degrees, enabling easy access to the powertrain, hydraulics and electrical system. The cooling system and engine consumables can be easily managed by opening the cover of the wing-type engine bay.

Self-diagnosis of engine and consumables management

The history of failure details can be checked on the cluster screen. And when the replacement cycle of any consumables is entered into the cluster, parts that are due replacement are displayed on the monitor.

No cab tilting when the door is opened

If the right side door is open, damage to it is prevented by no cabin tilting. The cabin can be opened and closed both automatically or manually.

Tankless-type compressor

Unlike tank-type compressors that require time to be refilled, our tankless-type compressor instantly delivers compressed air at a constant pressure.

Automatic DPF & SCR regeneration

The DPF and SCR are automatically regenerated with the help of hydraulic engine load. The DPF Filter element can be easily removed through the counterweight opening.

Hi MATE

It's convenient, easy and valuable. Hi MATE, Hyundai's remote management system, utilises GPS-satellite technology to provide customers with the highest level of service and product support available.

Increase productivity

By providing information such as service hours, idle time and fuel consumption, Hi MATE saves you money and improves productivity. Service alerts enable better maintenance planning.

Monitor your machines

Hi MATE's real-time location information allows convenient monitoring of your equipment via the Hi MATE website or mobile app.

Improve Security

Protect your equipment from theft or unauthorised usage. Hi MATE's geofencing alerts notify you automatically when a machine leaves a predetermined zone.

ECD

(Engine Connected Diagnostics)

ECD provides troubleshooting information as well as tailored servicing. Service technicians are supported with remote diagnostics allowing them to achieve quick resolution rate

Mobile fleet app

Our Mobile Fleet app provides all the information you need to run your fleet efficiently and economically.



HCE-DT Air allows service technicians to connect to your equipment wirelessly via smartphone and laptop right on site.

Keeping you covered

Hyundai genuine parts and accessories are designed to keep your machine running at optimum performance, providing increased uptime, comfort

and productivity. Our 13000m² European Parts Warehouse guarantees 24-hour delivery across our dealer network.



TAKE THE TOUR!

UPGRADE YOUR OFFICE

- New Next Generation cab
- Reduced cabin noise (4.9 to 5.9dB)
- Multi-functional digital display cluster
- Air suspension & swivel seat OPTION
- Air conditioning
- 1-piece, distortionless glass
- Fingertip controls

UPGRADE YOUR EFFICIENCY

- Reliable Stage V Cummins B series engine
- Improved fuel efficiency
- No EGR (Exhaust Gas Reduction) system
- New added DPF
- Upgraded ZF transmission
- Load sensing hydraulics
- Engine output selection button
- Greater visibility for improved productivity
- Kessler front axle

UPGRADE YOUR SAFETY

- 3-stage TS mast with wider field of view
- Increased glass area
- Rear view camera
- Heated side mirror
- Password to start engine
- Auto-parking brake
- OPSS system
- Travel speed limit
- Road slope warning alarm

UPGRADE YOUR MAINTENANCE

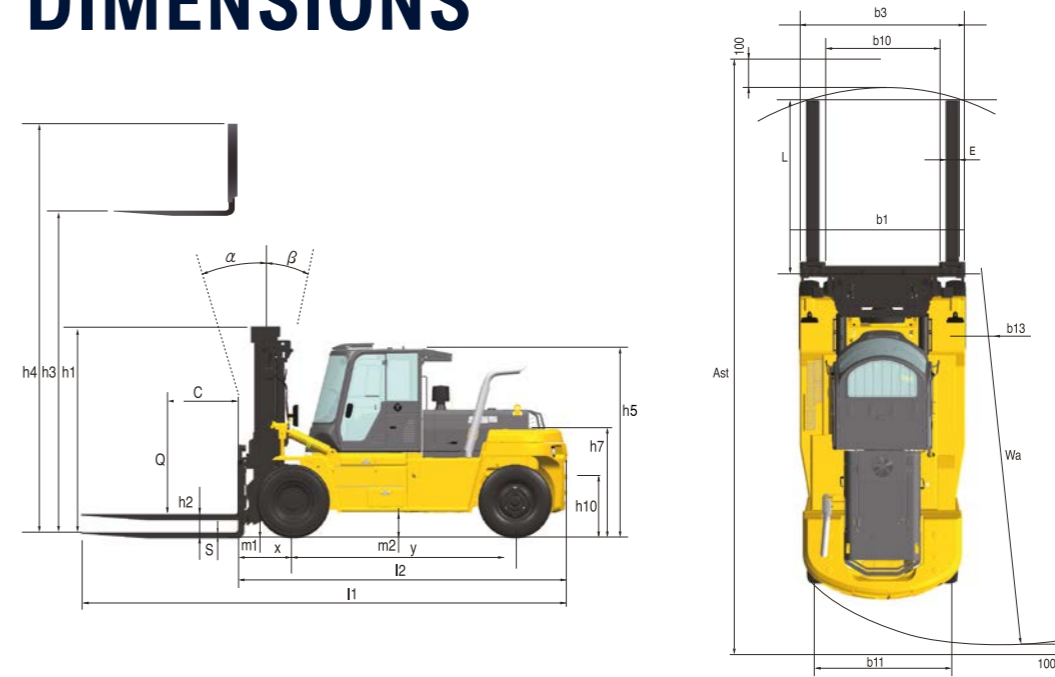
- Hi MATE remote management system
 - ECD (Engine Connected Diagnostics)
 - Mobile fleet app
- Easy access tilting cab
- Longer lasting fuel filter
- Ground level routine maintenance
- Tankless-type compressor
- Automatic DPF & SCR regeneration



180/250D-9V/300D-9VC SPECIFICATIONS

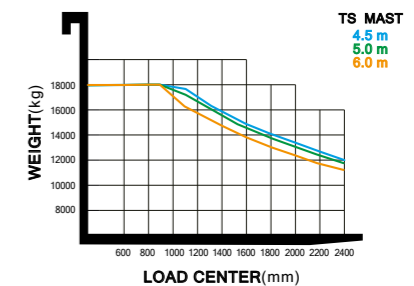
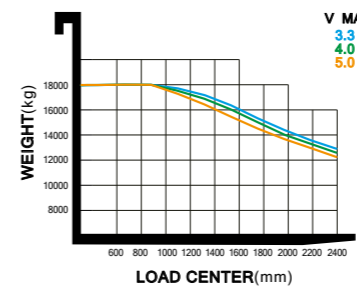
IDENTIFICATION						
Manufacturer (abbreviation)	1.1			Hyundai	Hyundai	Hyundai
Manufacturer's type designation	1.2			180D-9V	250D-9V	300D-9V
Drive : electric (battery or mains), diesel, petrol, fuel gas	1.3			Diesel	Diesel	Diesel
Type of operation: hand, pedestrian, standing, seated, order-picker	1.4			Seated	Seated	Seated
Load capacity / rated load	1.5		kg	18000	25000	30000
Load center distance	1.6	C	mm	900	1200	800
Load distance, center of drive axle to fork	1.8	x	mm	999	1147	1147
Wheelbase	1.9	y	mm	3750	4250	4250
Service weight	2.1		kg	25826	38780	38840
Axle loading, loaded front/rear	2.2		kg	39953 / 3874	58307 / 5473	63180 / 5660
Axle loading, unloaded front/rear	2.3		kg	12838 / 12988	19501 / 19279	19437 / 19403
Tires : solid rubber, superelastic, pneumatic, polyurethane	3.1			Pneumatic	Pneumatic	Pneumatic
Tire size, front	3.2			12.00 R20	14.00-24-32PR	14.00-24-32PR
Tire size, rear	3.3			12.00 R20	14.00-24-32PR	14.00-24-32PR
Wheels, number front / rear (x = driven wheels)	3.5			4x2	4x2	4x2
Tread, front	3.6		mm	1848	2212	2212
Tread, rear	3.7		mm	2025	2140	2140
Tilt of mast/fork carriage forward/backward	4.1	α / β	degree	10 / 10	12 / 10	12 / 10
Height, mast lowered	4.2	h1	mm	3700	3870	3870
Free lift	4.3	h2	mm	0	0	0
Lift height	4.4	h3	mm	4020	4040	4040
Height, mast extended	4.5	h4	mm	5655	5837	5837
Height of overhead guard (cabin)	4.7	h5	mm	2995	3278	3278
Seat height / stand height rel. To sip	4.8	h7	mm	1826	2150	2150
Coupling height	4.12	h10	mm	67.1	572	572
Overall length	4.19	l1	mm	8045	8847	8847
Length to face of forks	4.20	l2	mm	5595	6397	6397
Overall width	4.21	b1	mm	2540	3069	3069
Fork dimensions	4.22	l x e x s	mm	100x250x2450	110x250x2450	110x250x2450
Fork carriage iso 2328, class / type a, b	4.23			-	-	-
Fork-carriage width	4.24	b3	mm	2540	2950	2950
Ground clearance, below mast, loaded	4.31	m1	mm	245	300	300
Ground clearance, center of wheelbase	4.32	m2	mm	356	445	445
Aisle width for pallets 1000 x 1200 crossways	4.34.1	Ast	mm	8983	9592	9592
Aisle width for pallets 800 x 1200 lengthways	4.34.2	Ast	mm	8983	9592	9592
Turning radius	4.35	Wa	mm	5334	5830	5830
Smallest pivot point distance	4.36		mm	2048	2030	2030
Travel speed, loaded / unloaded	5.1		km/h	34.2 / 36.9	27.4 / 30.7	26.4 / 30.3
Lift speed, loaded / unloaded	5.2		mm/s	380 / 400	250 / 265	240 / 265
Lowering speed, loaded / unloaded	5.3		mm/s	450 / 395	380 / 265	380 / 265
Drawbar pull, loaded / unloaded	5.5		N	-	-	-
Max. Drawbar pull, loaded / unloaded	5.6		N	149354 / 140416	214227 / 203533	222104 / 209230
Gradeability, loaded / unloaded	5.7		%	-	-	-
Max. Gradeability, loaded / unloaded	5.8		%	32.3 / 30.3	32.5 / 28.8	29.9 / 26.7
Acceleration time, loaded / unloaded	5.9		s	-	-	-
Service brake	5.10			Hydraulic	Hydraulic	Hydraulic
Engine manufacturer / type	7.1			CUMMINS / B6.7	CUMMINS / L9	CUMMINS / L9
Engine power acc. To iso 1585	7.2		kW/rpm	209 / 2200	242 / 2100	242 / 2100
Maximum torque	7.3		kgf m/rpm	117 / 1500	166.9/1100	166.9/1100
No. Of cylinders / displacement	7.4		EA/cc	6 / 6690	6	6
Fuel consumption acc. To vdi cycle	7.5		bar	12.7	23.6	23.6
Type of drive control	8.1		LPM	Power Shift	Power Shift	Power Shift
Operating pressure, system / attachments	8.2		dB (A)	220 / 195	220 / 195	220 / 195
Oil volume for attachments	8.3			100	100	100
Sound level at the driver's ear according to din 12053	8.4			73.5	73.5	73.5
Trailer coupling, type din	8.5			Pin	Pin	Pin

DIMENSIONS



180D-9V MAST SPECIFICATION

180D-9V MAST							
Mast Type	Maximum Fork Height (mm)	Overall Height (Lowered) mm	Free Lift Height (mm)	Mast Tilt (deg)		Load capacity 900mm LC	Truck Weight (Unloaded) (kg)
				FWD	BWD		
2 Stage Without Free Lift	V300	3020	3200	0	10	18000	25114
	V330	3320	3350	0	10	18000	25242
	V350	3520	3450	0	10	18000	25318
	V400	4020	3700	0	10	18000	25689
	V450	4520	3950	0	10	18000	25835
	V500	5020	4200	0	10	18000	26212
	V550	5520	4450	0	10	18000	26426
	V600	6020	4700	0	10	18000	26641
3 Stage Full Free Lift	V650	6520	4950	0	10	18000	26838
	V700	7020	5200	0	10	18000	27028
	TS460	4634	2950	1538	10	18000	26498
	TS508	5084	3100	1688	10	18000	26670
	TS538	5384	3200	1788	10	18000	26841
	TS568	5684	3300	1888	10	18000	26933
	TS600	6044	3420	2008	10	18000	27070
	TS658	6584	3600	2188	10	18000	27264
TS700	7034	3750	2338	10	17960	27413	



250D-9V MAST SPECIFICATION

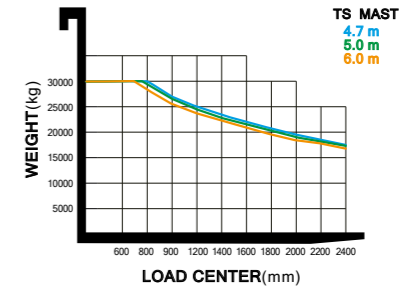
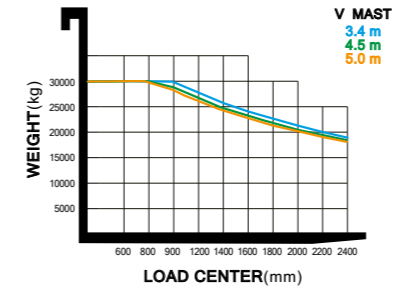
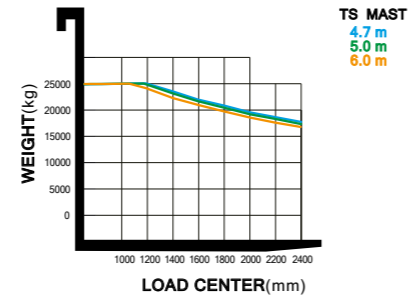
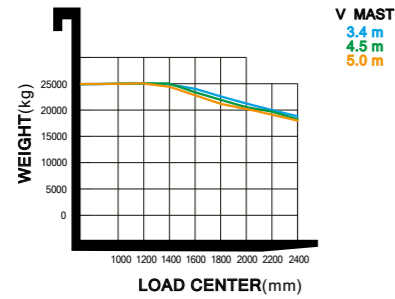
300D-9VC MAST SPECIFICATION

250D-9V MAST

Mast Type	Maximum Fork Height (mm)	Overall Height (Lowered) mm	Free Lift Height (mm)	Mast Tilt (deg)		Load capacity 600mm LC	Truck Weight (Unloaded) (kg)
				FWD	BWD		
2 Stage Without Free Lift	V345	3486	3593	0	12	25000	38201
	V400	4040	3877	0	12	25000	38780
	V450	4540	4127	0	12	25000	39058
	V500	5040	4377	0	12	25000	39350
	V550	5540	4627	0	12	25000	39629
	V600	6040	4877	0	12	25000	40213
	V650	6540	5127	0	12	24900	40526
3 Stage Full Free Lift	V700	7040	5377	0	12	24450	40815
	TS470	4712	3400	746	10	25000	41286
	TS500	5012	3500	796	10	24900	41532
	TS530	5312	3600	846	10	24600	41739
	TS560	5612	3700	896	10	24400	41910
	TS600	6016	3835	963	10	24100	42143
	TS650	6512	4000	1046	10	23600	42436

300D-9VC MAST

Mast Type	Maximum Fork Height (mm)	Overall Height (Lowered) mm	Free Lift Height (mm)	Mast Tilt (deg)		Load capacity 600mm LC	Truck Weight (Unloaded) (kg)
				FWD	BWD		
2 Stage Without Free Lift	V345	3486	3593	0	12	30000	38201
	V400	4040	3877	0	12	30000	38780
	V450	4540	4127	0	12	30000	39058
	V500	5040	4377	0	12	30000	39350
	V550	5540	4627	0	12	30000	39629
	V600	6040	4877	0	12	30000	40213
	V650	6540	5127	0	12	29800	40526
3 Stage Full Free Lift	V700	7040	5377	0	12	29200	40815
	TS470	4712	3400	746	10	30000	41286
	TS500	5012	3500	796	10	29400	41532
	TS530	5312	3600	846	10	29000	41739
	TS560	5612	3700	896	10	28700	41910
	TS600	6016	3835	963	10	28300	42143
	TS650	6512	4000	1046	10	27700	42436



STANDARD/OPTIONAL EQUIPMENT

CABIN & INTERIOR	180D-9V	250D-9V	300D-9VC
New Cabin	•	•	•
Wiper for Top window			
A/C & Heater*	•	•	•
Seat			
Long Back Seat - Full Suspension	•	•	•
Seat Options - Air suspension & Swivel seat, Leather Seat, Heat			
Seat Accessories - Orange belt, Arm rest, Buckle switch	•	•	•
Lever			
Lever - General	•	•	•
Finger Tip			
Bluetooth Radio	•	•	•

*The air conditioning system contains fluorinated greenhouse gas refrigerant R134a. (Global Warming Potential: 1,430) The system contains 0.55 kg refrigerant representing a CO₂ equivalent of 0.787 metric tonnes.

MAST & ATTACHMENT	180D-9V	250D-9V	300D-9VC
Mast			
Standard Mast	V400	V400	V400
2-Stage Mast	•	•	•
3-Stage Mast			
Fork			
Standard Fork	2440mm	2440mm	2440mm
Fork Options - 1,200mm - 2,600mm Fork			
Carriage			
Shaft(pin) Type Carriage	•	•	•
Carriage Options			
Shaft	•	•	•
Sliding			
Sliding & Holder			
Simple type			
Attachment			
Integral Side Shift			
Fork Positioner - Independent, Synchronized			
Side Shift & Positioner - Independent, Synchronized	•	•	•

HYDRAULIC	180D-9V	250D-9V	300D-9VC
4 Spool MCV + attached piping for V400 Mast	•	•	•
MCV Options - 5 Spool			
Attached Piping for All MCVs & Masts			

TYRE	180D-9V	250D-9V	300D-9VC
Pneumatic Tires	•	•	•
Tire Options - Solid Tires			

VISIBILITY	180D-9V	250D-9V	300D-9VC
Lamp			
Working Lamp - Front & Rear LED	•	•	•
Mirror			
L/H & R/H Back Mirror & Panorama Mirror	•	•	•
Heated L/H & R/H Back Mirror			
Camera			
Rear Camera			

CONVENIENCE	180D-9V	250D-9V	300D-9VC
Auto Tilt			
Load Sensor	•	•	•
Load Sensor & Angle Sensor			
Accumulator			
Unidirectional Fan	•	•	•

SAFETY	180D-9V	250D-9V	300D-9VC
Seat Belt interlock	•	•	•
LED Beacon Lamp			

OTHERS	180D-9V	250D-9V	300D-9VC
Air Compressor			
Under Cover			
Oil - VG46	•	•	•
Hi-MATE (General)			
Hi-MATE (Premium)			

- Standard
- X Not available

Standard and optional equipment may vary. Contact your Hyundai dealer for more information.

The machine may vary according to International standards.

The photos may include attachments and optional equipment that are not available in your area.

Materials and specifications are subject to change without advance notice.



HYUNDAI

Specifications and design are subject to change without notice. Pictures of Hyundai Material Handling Europe products may show other than standard equipment. This brochure is intended for European markets only.

Hyundai Construction Equipment Europe NV
Hyundailaan 4, 3980 Tessenderlo, Belgium
Tel: (+32) 14-56-2200 Fax: (+32) 14-59-3405

MOVING YOU FURTHER

Contact your Hyundai dealer.
hyundai-mh.eu